




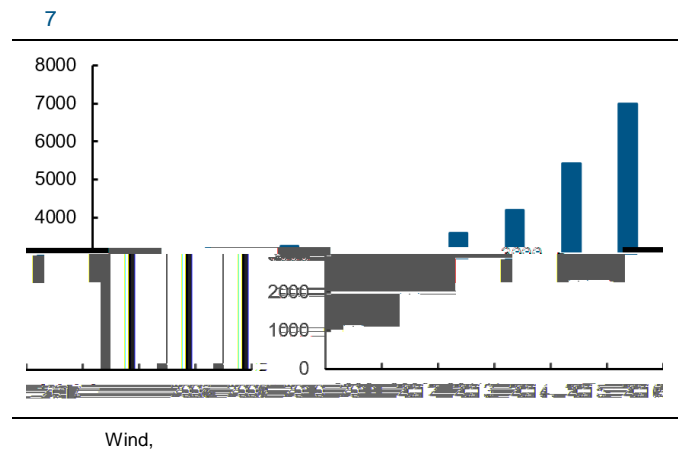




2019



2019



1

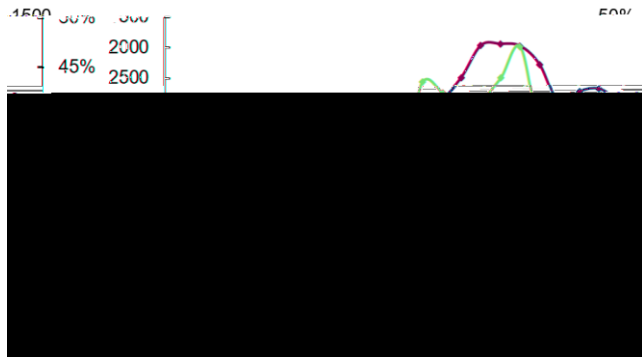
2015	126.65	99.63	71.03	70.60	86.97	
------	--------	-------	-------	-------	-------	--

/

/

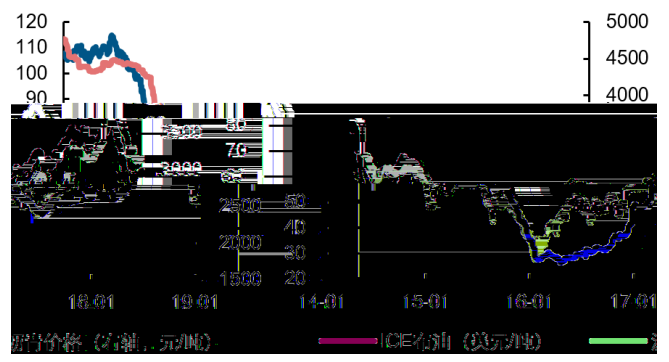
9

/



Wind

10



Wind

2019

2018-2020

EPS1.03 1.29 1.66 <sup>2</sup>

PE16

13 10

<sup>2</sup> EPS



---

1198

29

200122

8

11

430015

33

15

100032

1

3

36

518048

10060000